



THE SHUTTER STORE – SPECIAL SHAPES FORM

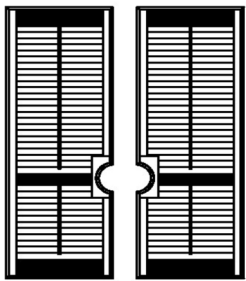
ORDER NUMBER

CUSTOMER NAME


CHECK WINDOWS FOR INWARD TILT

PLEASE DRAW YOUR SPECIAL SHAPE WITH DIMENSIONS
TELL US THE SIZE TO INCLUDE FRAME


FOR CURVES AND ARCHES: TAKE FIVE MEASUREMENTS



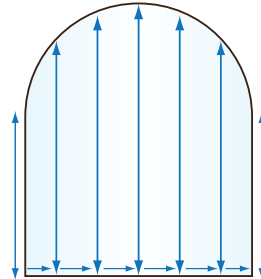
French door cut out



Push rod half arch option 4



Push rod arch option 3



Perfect Arch




Perfect circle with push rod



Perfect circle Port hole design



Non Perfect circle



Raked Shutter



Non-Perfect Arch



Elongated




Octagan



Hexagon



Triangular panels



When complete, fax this form to 1 702 853 2584 or email to:

support@theshutterstore.com

For help, email a photo of your window to us or call 1 702 853 2580

